




**SAN DIEGO SEAL, INC.**

INDUSTRIAL & MARINE SEALING DEVICES

# METAL and SEMI-METALLIC GASKETS


## TYPES OF GASKETS

- SPIRAL WOUND GASKETS
- GRAPHITE with CORRUGATED METAL CORE
- EXPANDED PTFE with CORRUGATED METAL CORE
- HIGH PRESSURE GRAPHITE SEALS
- CAMMPROFILE
- HEAT EXCHANGER GASKETS
- JACKETED
- DOUBLE JACKETED
- SOLID METAL



## APPLICATIONS

- HEAT EXCHANGERS
- PRESSURE VESSELS
- MANHOLE COVERS
- HANDHOLE
- VALVE BONNETS
- PIPE FLANGES




# MC and MCR Gaskets

## For Manhole Cover Assemblies

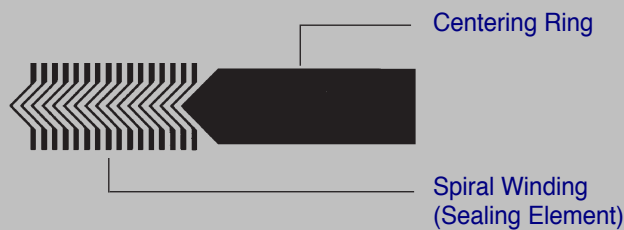
### MC Gasket (manhole cover)

- Spiral winding only, containing preformed metal and soft filler material



### MCR Gasket (manhole cover with centering ring)

- Centering ring accurately locates the gasket on the flange face, provides additional radial strength, and acts as a compression limiter
- Spiral winding (sealing element) consists of pre-formed metal and soft filler material



## Ordering Information

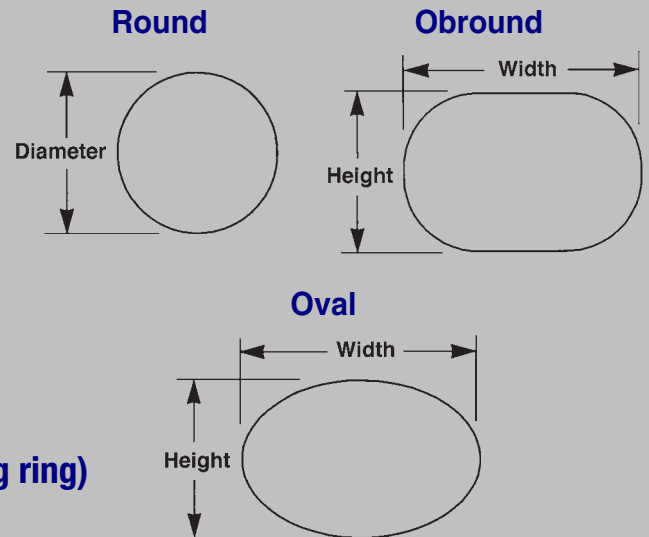
When ordering, specify:

- Make and model of boiler and/or equipment if available
- Gasket style and configuration
- Dimensions of gasket (thickness, flange seating width, and shape)
- Maximum operating pressure and temperature
- Type of metal and filler materials

#### WARNING:

Properties/applications shown throughout this brochure are typical. Your specific application should not be undertaken without independent study and evaluation for suitability. For specific application recommendations consult factory. Failure to select the proper sealing products could result in property damage and/or serious personal injury.

## MC and MCR Configurations



Style	Nominal I.D. Dimensions (Inches)	Thickness (Inches)	Flange Width (Inches)
MC Oval	11 x 15	0.175	3/4
MC Oval	11 x 15	0.175	15/16
MC Oval	11 x 15	0.175	1-1/4
MC Oval	12 x 16	0.250	15/16
MCR Oval	12 x 16	0.250	13/16
MC Oval	12 x 16	0.175	3/4
MC Oval	12 x 16	0.175	15/16
MC Oval	12 x 16	0.175	1-1/4
MC Oval	12 x 16	0.250	1-1/4
MC Round	16-1/16	0.175	3/4

*Dimensions of MC and MCR Gaskets*

#### Notes:

1. For pitted and rough flange surfaces, specify a gasket thickness of 0.250".
2. Orders for special cover assemblies should be accompanied by a dimensional drawing showing the minimum width of seating surfaces and other essential dimensions.
3. Style MC oval and obround gaskets are available in 0.175" and 0.250" thickness and in varying widths as shown above.
4. Orders for non-standard gaskets should also include a sketch or drawing of the cover assembly with all dimensions shown.

Performance data published in this brochure has been developed from field testing, customer field reports and/or in-house testing.

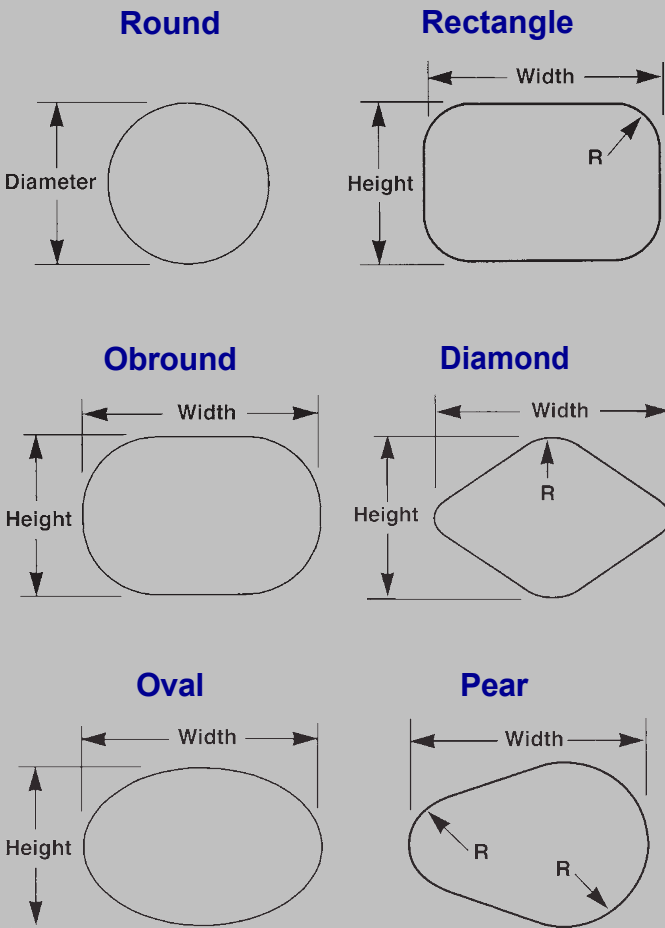
While the utmost care has been used in compiling this brochure, we assume no responsibility for errors. Specifications subject to change without notice. This edition cancels all previous issues. Subject to change without notice.

# HH Gaskets

## For Boiler Handhole and Tubecap Assemblies

- Fits most standard boilers (specify maximum operating pressure when ordering)
- Available in thicknesses of 0.125" (special), 0.175" (standard) and 0.250" (special—for pitted surfaces)

## Style HH Configurations



### WARNING:

Properties/applications shown throughout this brochure are typical. Your specific application should not be undertaken without independent study and evaluation for suitability. For specific application recommendations consult factory. Failure to select the proper sealing products could result in property damage and/or serious personal injury.

Performance data published in this brochure has been developed from field testing, customer field reports and/or in-house testing.

While the utmost care has been used in compiling this brochure, we assume no responsibility for errors. Specifications subject to change without notice. This edition cancels all previous issues. Subject to change without notice.

## Boiler Gasket Dimensions

Manufacturer and Model No.	Shape	Nominal I.D. Dimensions (Inches)	Flange Width (Inches)
Babcock and Wilcox #40 (207)	Diamond	3-3/8 x 3-3/4	3/16
#48 (208)	Oval	3-13/16 x 4-3/4	7/32
#24 (211)	Oval	4-1/2 x 5-1/2	7/32
#47	Round	2-1/32	3/16
#70	Round	3-9/32	3/16
#28 (212)	Rectangle	4-13/16 x 5	7/32
Badenhausen (See Riley Stoker)			
Cleaver-Brooks	Obround	3-9/32 x 4-17/32	3/8
Combustion Engr. 29N-L839	Diamond	3-3/8 x 4-1/4	1/4
4N-L740	Round	3-1/8	1/4
5N-L902	Round	3-5/8	1/4
Foster Wheeler 2 3/4 (1003)	Obround	2-25/32 x 3-13/32	7/32
3 15/16 (1005)	Oval	4-3/16 x 5-3/16	5/16
Heine	Round	3-5/8	3/8
Keeler	Obround	3 x 4	3/8
Oilfield	Oval	3 x 4	3/8
	Oval	3-1/2 x 4-1/2	3/8
Riley Stoker W-C2	Obround	3-23/32 x 5-23/32	11/32
Springfield	Oval	3-17/32 x 4-17/32	5/16
Union	Oval	3 x 4	3/8
	Pear	4-1/4 x 5-1/4	3/8
Vogt	Oval	4-1/4 x 5-1/8	7/32 (new)
Wickes			
D2300	Pear	4-1/8 x 5-1/8	9/32
D2301	Oval	3 x 4	5/16
	Oval	3-1/2 x 4-1/2	5/16

## Ordering Information

When ordering, specify:

- Make and model of boiler and/or equipment, if available
- Gasket style and configuration
- Dimensions of gasket (thickness, flange seating width, and shape)
- Maximum operating pressure and temperature
- Type of metal and filler materials

# Corrugated Metal Gasket

The superior technology of gaskets ensures excellent sealing performance and reliability, even in the most difficult applications. Each of the three styles combines a corrugated metal core with a compressible sealing element of various materials, for resistance to a wide range of harsh conditions, including extreme temperature, corrosive chemicals, and thermal cycling.

## Applications

- Valves
- Pumps
- Flanges
- Heat exchangers
- Vessels

## CG Gasket (Style 905-FG)

### With flexible graphite sealing element

- Accommodates a wide range of temperatures
- Seals effectively during thermal cycling
- Fire safe—passed API 6FB fire tests
- Chemically resistant
- Long service life

## CEP Gasket (Style 905-E)

### With ePTFE sealing element

- Chemically inert
- Forms a tight seal under low bolt load
- Conforms to minor sealing surface imperfections
- Withstands temperatures to 500°F (260°C)

## Gasket (Style 905G-E)

### With graphite and ePTFE sealing element

- Combines fire safety with chemical resistance
- Conforms to minor sealing surface imperfections
- Rigid yet compressible

INCONEL® is a registered trademark of Inco Alloys International, Inc.  
 INCOLOY® is a registered trademark of Inco Alloys International, Inc.  
 HASTELLOY® is a registered trademark of Haynes International.  
 MONEL® is a registered trademark of International Nickel.



## Construction

### Standard Metals

- 316L Stainless

### Also Available

- 304 Stainless
- Carbon steel
- INCONEL® 600
- INCONEL® 625
- INCOLOY® 800
- INCOLOY® 825
- HASTELLOY® C276
- MONEL® 400

### Sealing Elements

- Flexible graphite
- ePTFE
- Combination graphite and ePTF

## Engineering Data

	GRAPHITE	ePTFE and G.E.T.™
Temperature, Minimum:	-400°F (-240°C)	-400°F (-240°C)
Max. in atmosphere:	850°F (454°C)	500°F (260°C)
Max. in steam:	1,200°F (650°C)	500°F (260°C)
Max. continuous:	850°F (454°C)	500°F (260°C)
Pressure, max.:	1,000 psig (70 bar)	
P x T, max.		
1/16" thickness:	700,000 (25,000)†	—
1/8" thickness:	400,000 (13,500)	250,000 (8,500)

† P x T max. = psig x °F (bar x °C)



# CAMMPROFILE GASKET

## Benefits

- Accommodates standard ASME flanges as well as weaker and non-circular flanges
- Seals less-than-perfect flanges
- Handles pressures from vacuum to Class 2500
- Performance replacement for jacketed heat exchanger gaskets
- Fire safe—passed API 6FB fire tests
- Available in heat shield configuration for high temp applications above 850°F (454°C) (see page D-6)


## Applications

- Valves
- Pumps
- Flanges
- Heat exchangers
- Vessels



### Serrated solid metal core

- Solid metal core resists cold flow, overcompression and blowout
- Rigid core provides exceptional stability, even in large sizes, and facilitates handling and installation
- Available in wide variety of metals



### Soft, deformable sealing material

- Under compression, fills seating surface imperfections to form a tight connection
- Seals under low stress—ideal for weaker flanges
- Withstands extreme fluctuations in temperatures and pressures

## Style Selection Guide

Cammprofile Styles	Construction		Centering Ring		Flange			
	Parallel Root	Convex Root	Centering Ring		Male/Female	Tongue/Groove	Flat Face	Raised Face
			Integral	Floating				
942A	●				●	●		●
942 AR	●		●				●	●
942 AR2	●			●			●	●
942 AC		●			●	●		●
942 ARC		●	●				●	●
946ARC2		●		●			●	●

- **Parallel root core** is standard design
- **Convex root core** compensates for weaker flanges and resulting flange rotation
- **Integral centering ring** ensures optimum gasket positioning
- **Floating centering ring** allows for expansion and contraction during thermal cycling

Gasket Style	Gasket Factor "M"	Gasket Factor "Y" (psi)
Cammprofile gasket	4.00	1,000*

**Note:** When designing a flange, a "Y" value of 4,000 psi is suggested.

#### WARNING:

Properties/applications shown throughout this brochure are typical. Your specific application should not be undertaken without independent study and evaluation for suitability. For specific application recommendations consult factory. Failure to select the proper sealing products could result in property damage and/or serious personal injury.

Performance data published in this brochure has been developed from field testing, customer field reports and/or in-house testing.

While the utmost care has been used in compiling this brochure, we assume no responsibility for errors. Specifications subject to change without notice. This edition cancels all previous issues. Subject to change without notice.

### JACKETED GASKET STYLES



**Single J acket**

The most basic form of jacketed gasket, with coverage on one face and both edges.



**Single J acket w ith Overlap**

Where full coverage is needed and flange is narrow relative to gasket ID.




**Double J acket**

Where full coverage is needed and flange is wide relative to gasket ID.



**Double J acket w ith Double Shell**

Stronger and more rigid than double jacket gasket.



**Double Gasket Corrugated**

Corrugations create a labyrinth seal across the gasket face.

### SOLID GASKET STYLES



**Flat Solid**

Cut from sheet metal, these gaskets can be of unlimited size and shape. Mating surfaces need to be perfectly aligned and flat for metal gaskets to provide good seals.



**Profiled and Serrated**

A solid gasket with surface grooves facilitating a good seal with lower seating stresses. These styles can be jacketed to protect the flange surfaces.



**Corrugated**

Made from thin metal, these gaskets provide a seal at low seating stress. They may be surface-treated with ceramic, non-asbestos or flexible graphite, or they may be used with a PTFE envelope.

**METALS:**

- STAINLESS STEEL
- COPPER
- SOFT IRON
- BRASS
- MONEL!
- INCONEL!
- (OTHER MATERIALS ON REQUEST)

**FI LLERS:**

- NON-ASBESTOS
- FLEXIBLE GRAPHITE
- CERAMIC
- PTFE
- CORRUGATED METAL

**STANDARD SHAPES FOR HEAT EXCHANGER GASKETS**

